

Federal Grant Funds

Kirk Fulford

Deputy Director – Fiscal Division

Legislative Services Agency
September 30, 2021

lsa.state.al.us



TOTAL FEDERAL FUNDS TO ALABAMA

Source: Federal Funds Information for States. Copyright © 2021.

- Total State Funding for Coronavirus Pandemic – **\$46.89 Billion**
- Of this amount:
 - Total Grant Funds = **\$16.63 Billion**
 - Including, \$114 Million direct CRF payment to eligible county (Jefferson) and a total of \$1.74 Billion in Local Fiscal Recovery Funds
 - Total Non-Grant Funds = **\$30.26 Billion**
 - Economic Impact Payments - \$12.64 Billion
 - Paycheck Protection Program (PPP) - \$6.25 Billion
 - Economic Injury Disaster Loans - \$2.94 Billion
 - Federal Pandemic Unemployment (all programs) - \$4.09 Billion

TOTAL FEDERAL GRANT FUNDS TO ALABAMA

- Total State Grant Funding for Coronavirus Pandemic – **\$16.63 Billion**
- Including Direct Distributions (all acts) to:
 - Higher Education Institutions - \$1.43 Billion
 - Elementary and Secondary Schools: \$3.2 Billion
 - Child Care Development Block Grants: \$534.7 Million
 - Child Care Stabilization Grants: \$451.4 Million
 - Provider Relief Funds: \$1.47 Billion
 - **Coronavirus Relief Fund (CRF): \$1.9 Billion**
 - Emergency Rental Assistance: \$584.6 Million
 - Local Fiscal Recovery Fund: \$1.74 Billion
 - **State Fiscal Recovery Fund (SFRF): \$2.1 Billion**

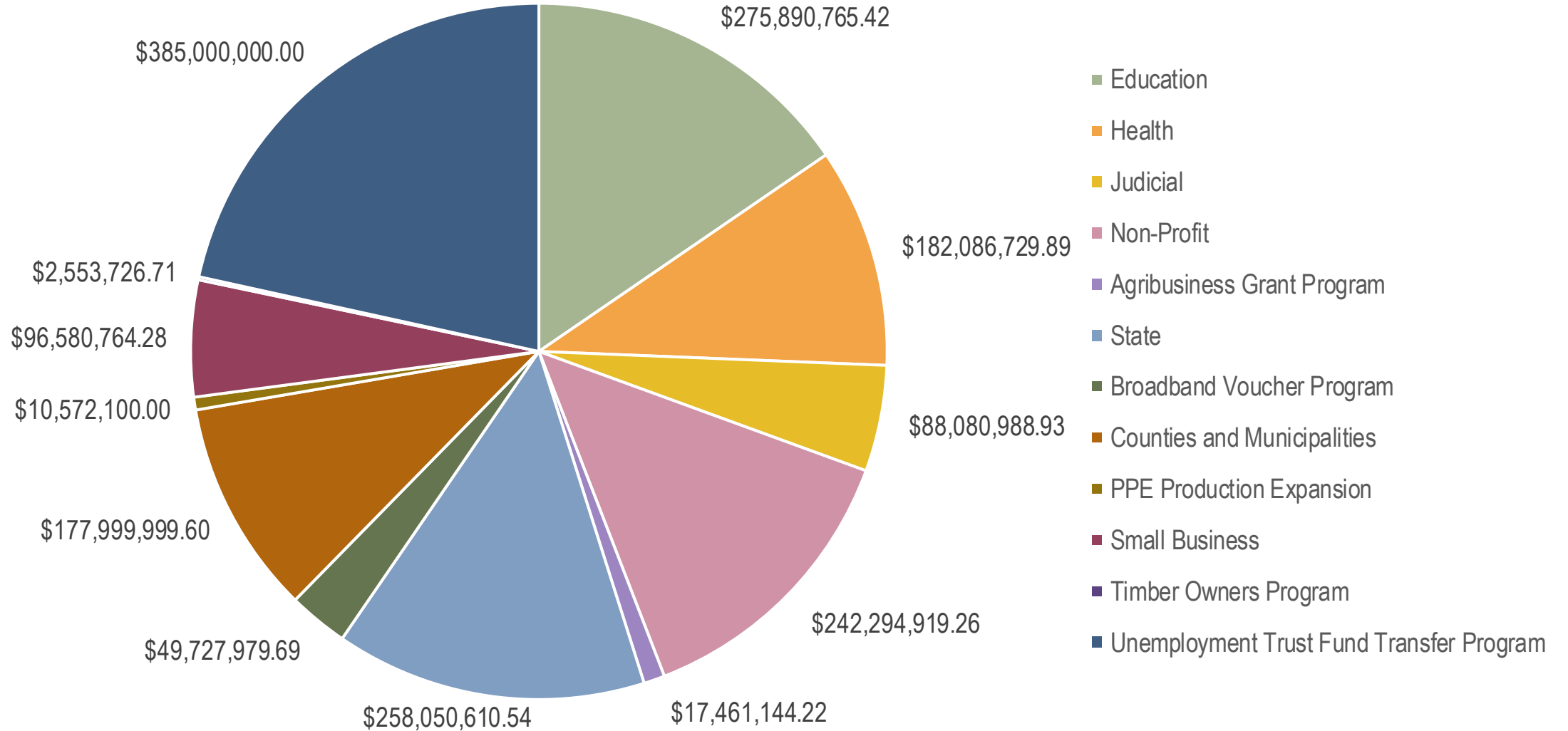
Federal Grant Funding for Coronavirus Pandemic Outside of CRF and SFRF

Federal Entity	CARES Act	Consolidated Appropriations Act	American Rescue Plan Act	Totals
USDA	\$78,742	\$7,461	\$28,078	\$114,281
DOC	\$26,366			\$26,366
ED	\$557,723	\$1,304,588	\$2,923,403	\$4,785,715
ACF	\$113,819	\$210,862	\$824,399	\$1,149,080
ACL	\$13,883	\$5,305	\$22,348	\$41,535
CDC	\$20,066	\$367,599	\$272,221	\$659,886
CMS			\$953	\$953
HRSA	\$24,216		\$132,344	\$156,560
SAMHSA		\$38,447	\$40,684	\$79,131
HHS Secretary	\$1,472,667	\$9,892		\$1,482,560
DHS	\$6,792		\$6,224	\$13,016
HUD	\$127,422		\$64,746	\$192,169
Independent Agencies	\$13,532	\$804	\$4,784	\$19,120
DOJ	\$14,483			\$14,483
DOL	\$6,838	\$650	\$4,837	\$12,325
DOT	\$185,240	\$209,234	\$68,372	\$462,846
Totals	\$2,661,789	\$2,154,842	\$4,393,394	\$9,210,025

Source - Federal Funds Information for States (FFIS) State Allocation Update #32

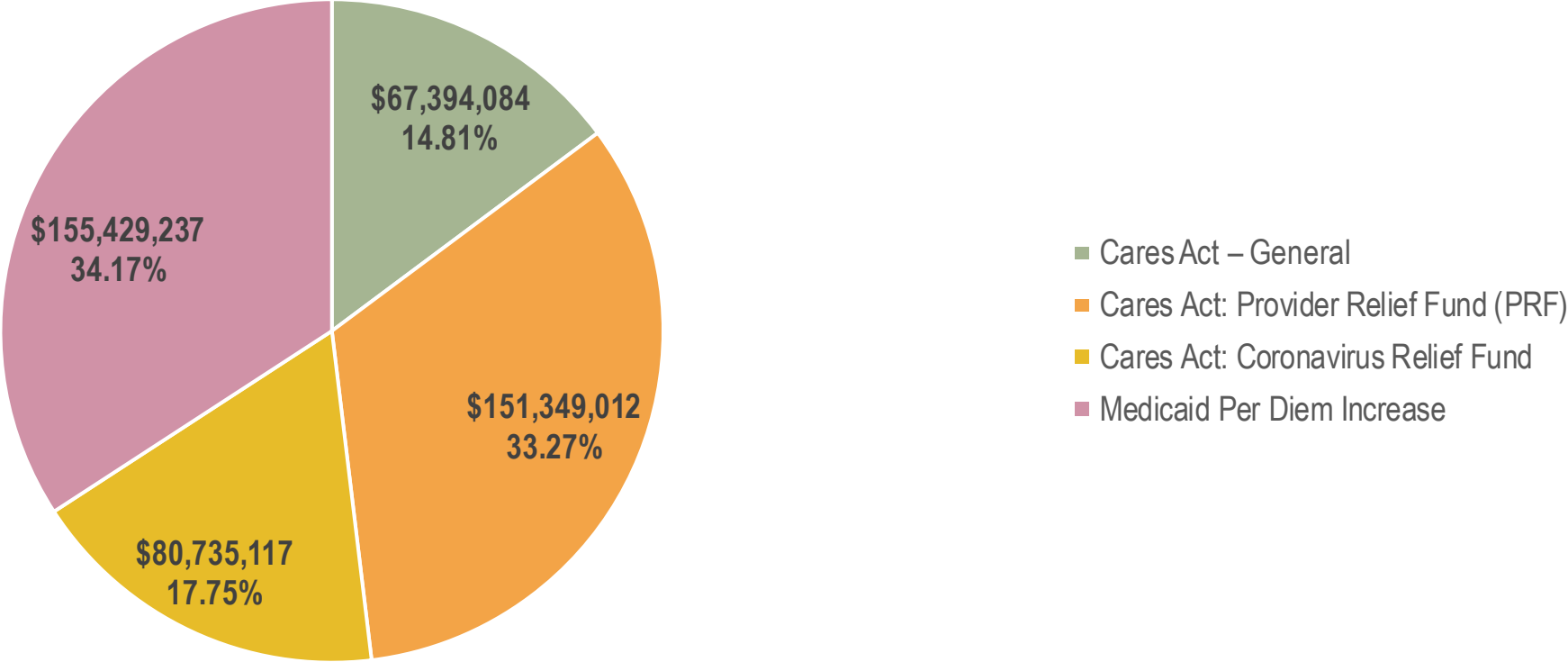
Funding difference are the result of rounding

Expenditure – Coronavirus Relief Fund

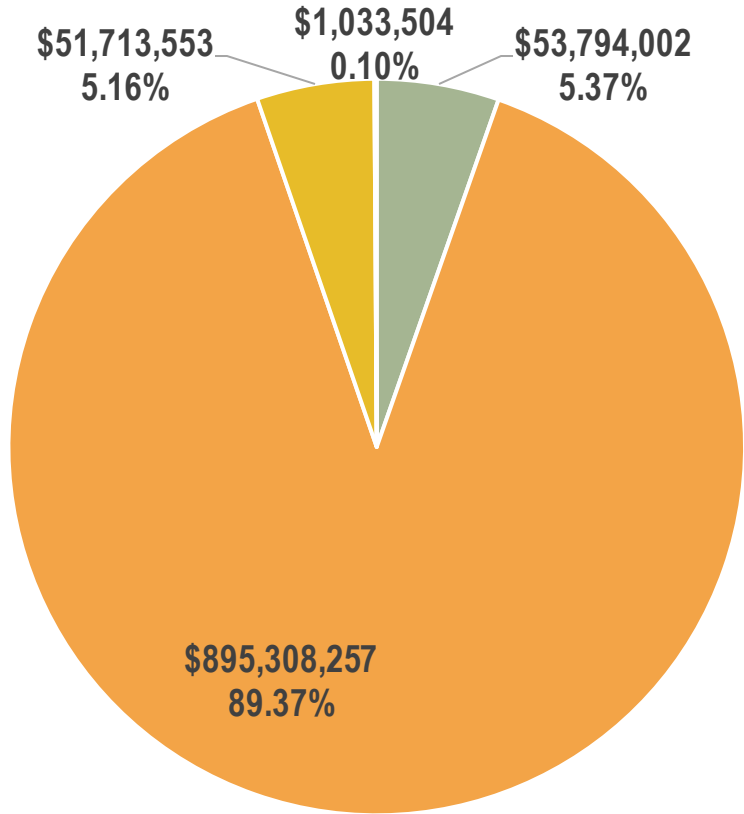


Hospitals and Nursing Homes

Total Funds – Nursing Homes



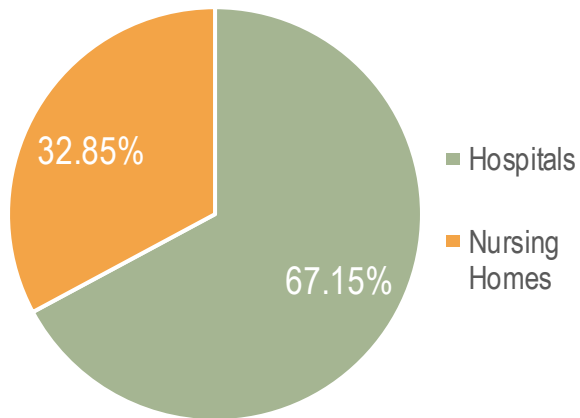
Total Funds – Hospitals



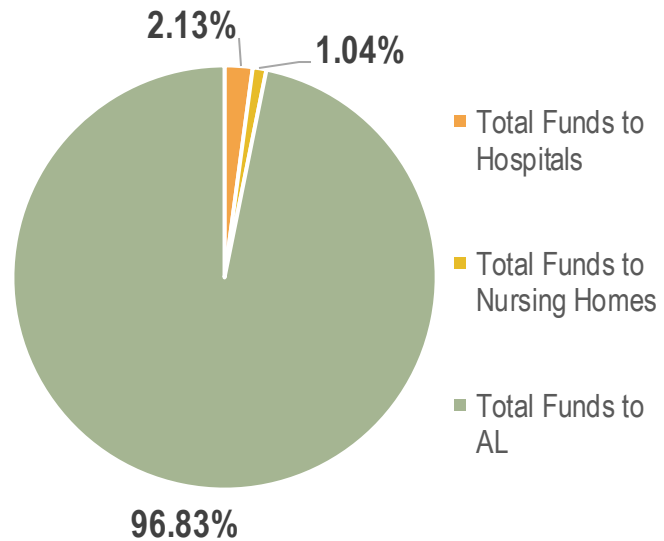
- Cares Act – General
- Cares Act: Provider Relief Fund (PRF)
- Cares Act: Coronavirus Relief Fund
- American Rescue Plan Act

Distribution of Federal COVID Funds

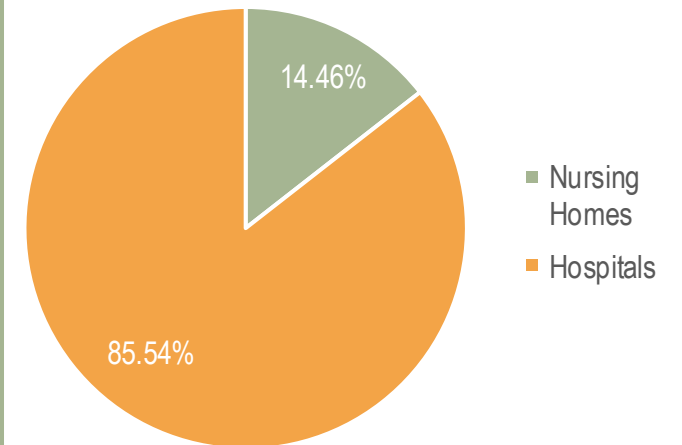
% Total of Federal COVID Funds for Hospitals and Nursing Homes



% of Funds out of Total Federal COVID Funds



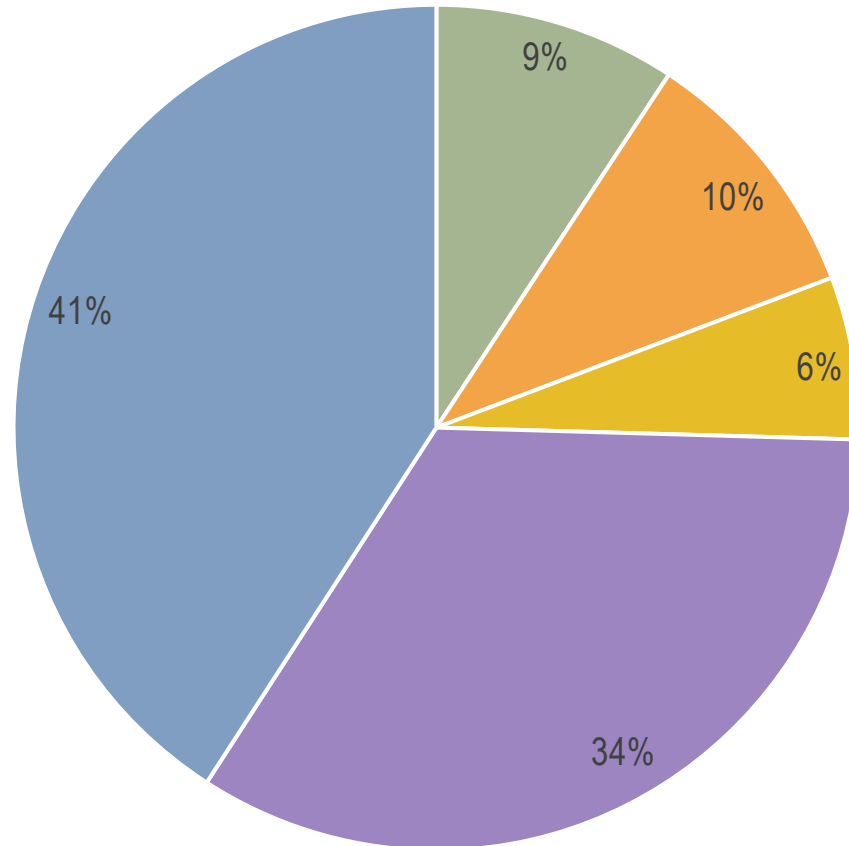
% of Federal Provider Relief Funds



How Other States are Using SFRR Funds

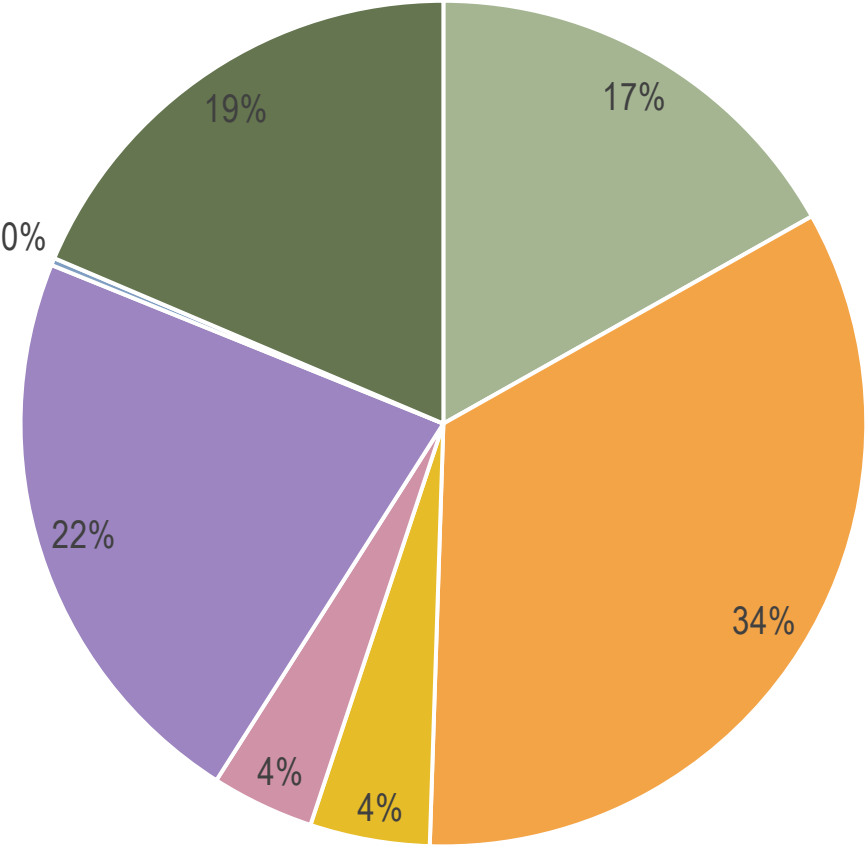
Florida, Virginia, Maryland, Colorado

Florida



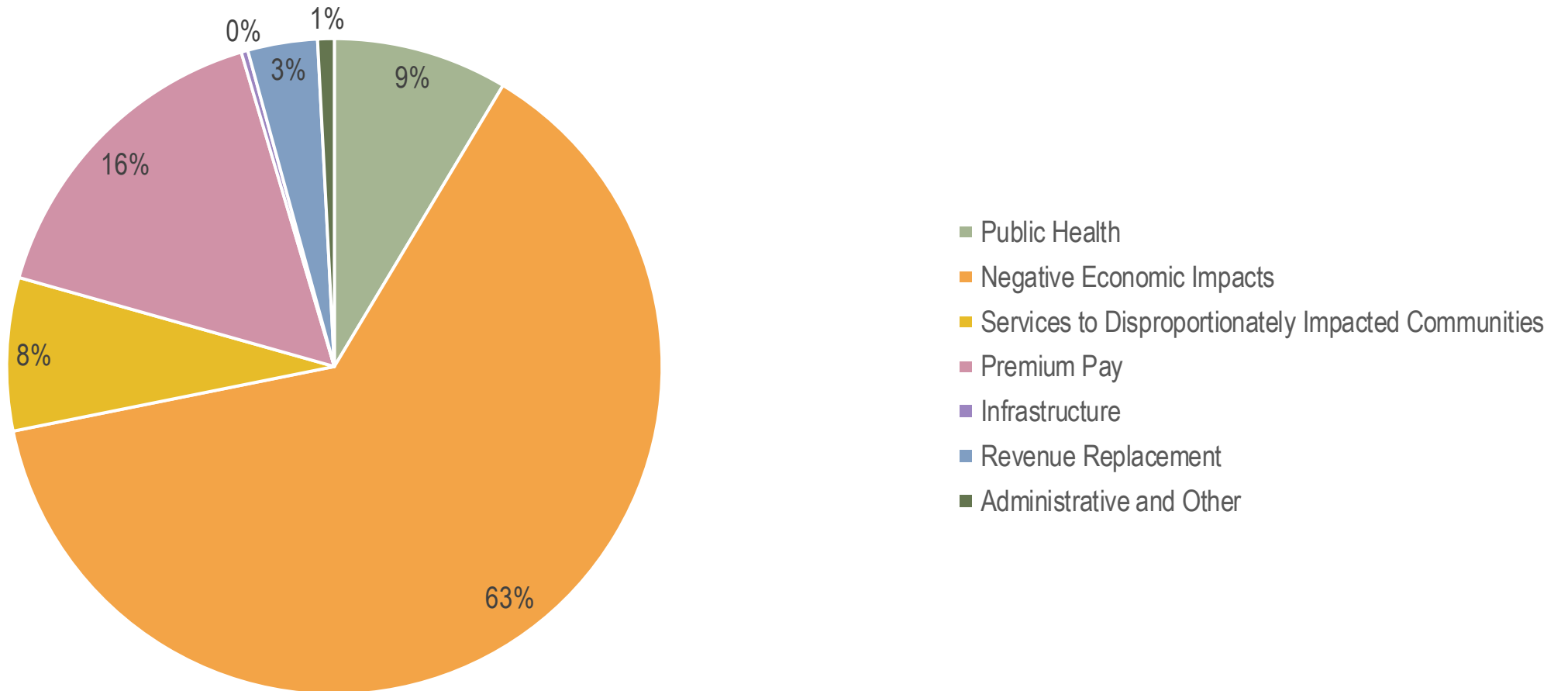
- Public Health
- Negative Economic Impacts
- Services to Disproportionately Impacted Communities
- Premium Pay
- Infrastructure
- Revenue Replacement
- Administrative and Other

Virginia

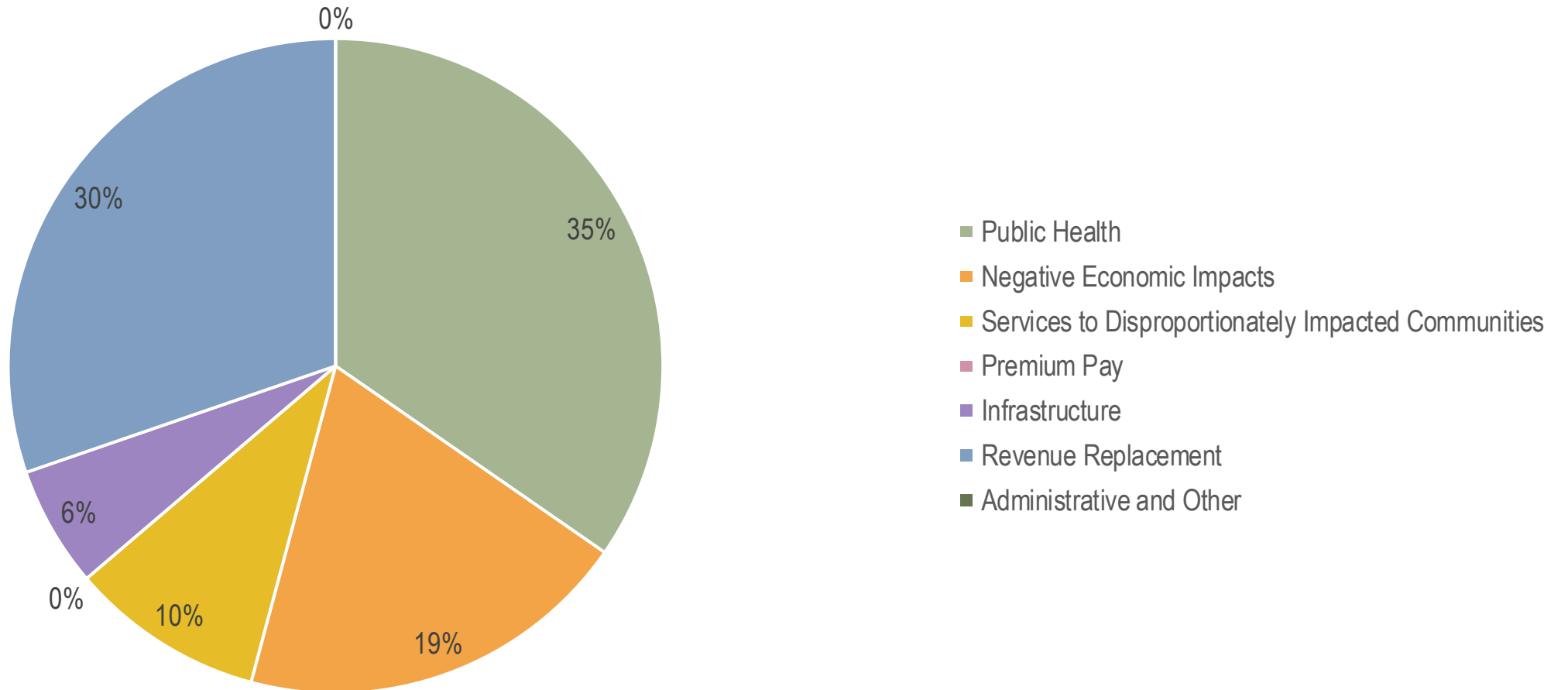


- Public Health
- Negative Economic Impacts
- Services to Disproportionately Impacted Communities
- Premium Pay
- Infrastructure
- Revenue Replacement
- Administrative and Other

Maryland



Colorado



Thank You



Kirk Fulford



(334) 261-0650



lsa.state.al.us